

# SUPERACCESS™

## SPECIALISED ACCESS SOLUTIONS



## BRIDGES | STAIRS | RAMPS

1800 297 297

[superaccess.com.au](http://superaccess.com.au)

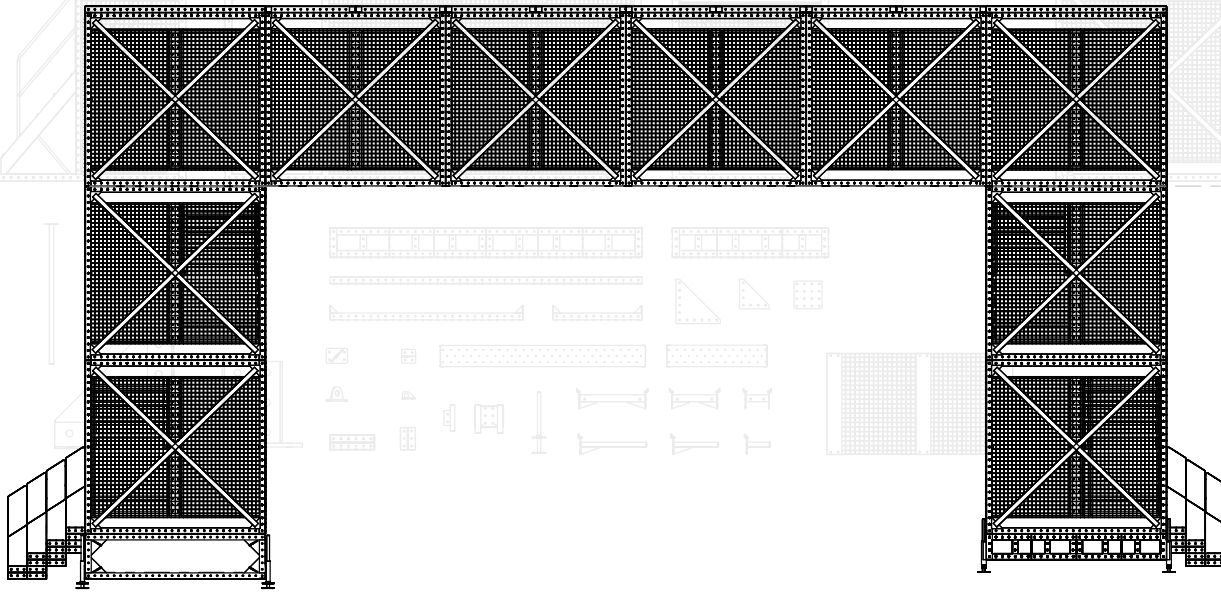


Railway  
Construction  
Public Access  
Workers Access



## TEMPORARY MODULAR BRIDGES

Start to use a safer and customisable access bridge tailored to your needs. Our **Temporary Modular Bridges** provide a safe and strong access to site. These bridges will transport individuals from one point to another, with or without the added advantage of overhead protection. With superior strength and safety our bridges provide the perfect solution to your above ground access. The streamlined pre-assembly process performed at our yard, ensures the bridges are delivered to your location and ready to install. This exceptional speed significantly enhances productivity, reinforcing safety measures, and conserving valuable time and resources for your project.



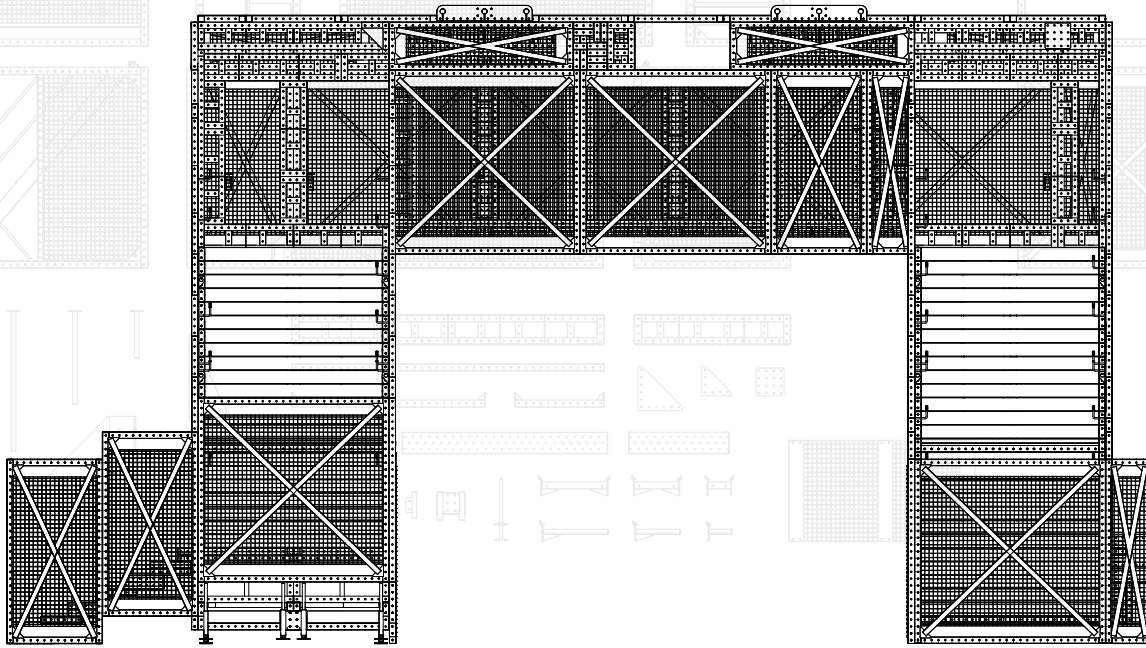
[HIRE ME](#)





# TEMPORARY MODULAR STAIRS/STAIR BOX

The SuperAccess™ **Temporary Modular Stair Boxes** offer a cutting-edge solution for your site access, ensuring safety for your workers. Our stair boxes are versatile and customisable for your access needs. Choose from a variety, such as small stairs, stretcher stairs, public access stairs and suspended stairs for deep excavations. These stairs also come with the option of anti-slip nosing and tactiles. Our stairs have been engineered to ensure safety for your personnel and to meet all site requirements.



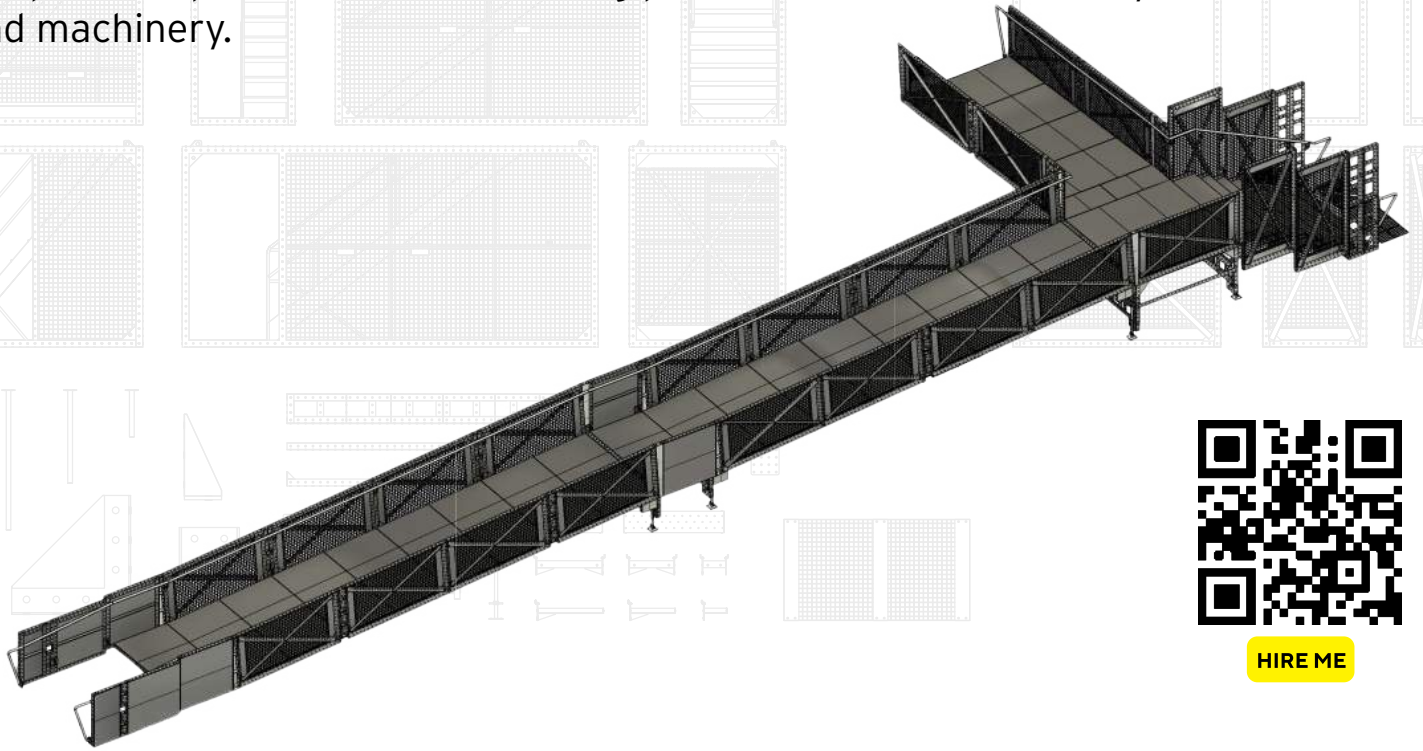
HIRE ME





## TEMPORARY MODULAR RAMPS

Our **Temporary Modular Ramps** are a great asset for your machinery access or personnel use. These ramps can be specifically designed to your site requirements. Our SuperAccess™ team can be in and out of your site with minimal downtime for your site productivity. The ramps are pre-assembled in sections at our yard to ensure quick and easy installation for the client at site. The ramps are capable of accommodating pedestrians as well as heavy trucks and machinery.



HIRE ME





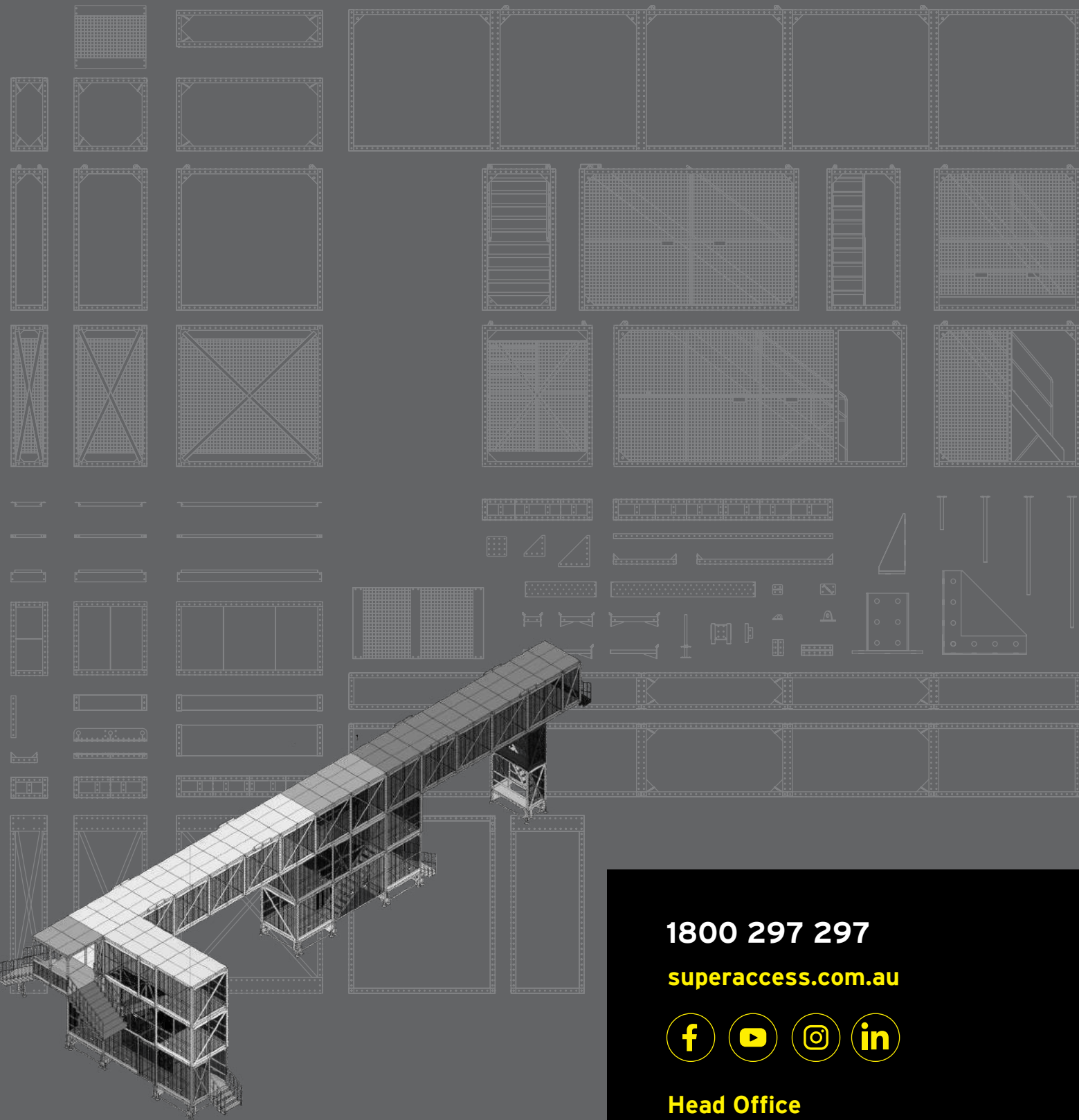
# RECENT PROJECTS



**SUPERACCESS™ is a smart, versatile and multi-purpose modular product, preassembled 'off-site' offering a variety of specialised site and public access solutions. SUPERACCESS™ greatly reduces the risk of fall, improves safety and increases productivity, whilst reducing cost and time.**







 **SUPERACCESS™**

**SUPERACCESS™  
PATENTED**

**1800 297 297**

**[superaccess.com.au](http://superaccess.com.au)**



**Head Office**  
Unit 8, 9-11 South Street,  
Rydalmere, NSW 2116

**Sydney Office**  
1 Everley, Road  
Auburn NSW, 2144

**Railway**  
**Construction**  
**Public Access**  
**Workers Access**

**BRIDGES - STAIRS - RAMPS**